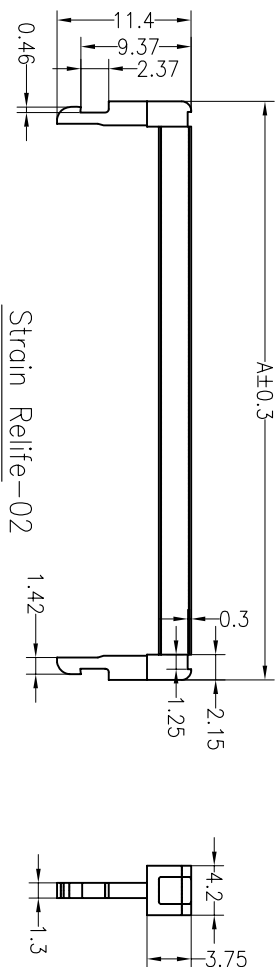
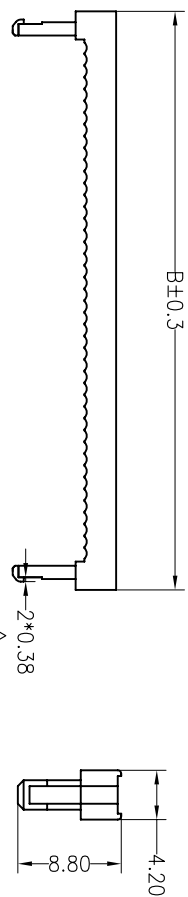


SPECIFICATIONS

Rated Current: 1.0AMP
 Contact Resistance: 20mΩ Max
 Withstand Voltage: 500V AC/DC
 Insulation Resistance: 1000MΩ Min
 Operation Temperature: -40°c to +105°c



Strain Relief-02



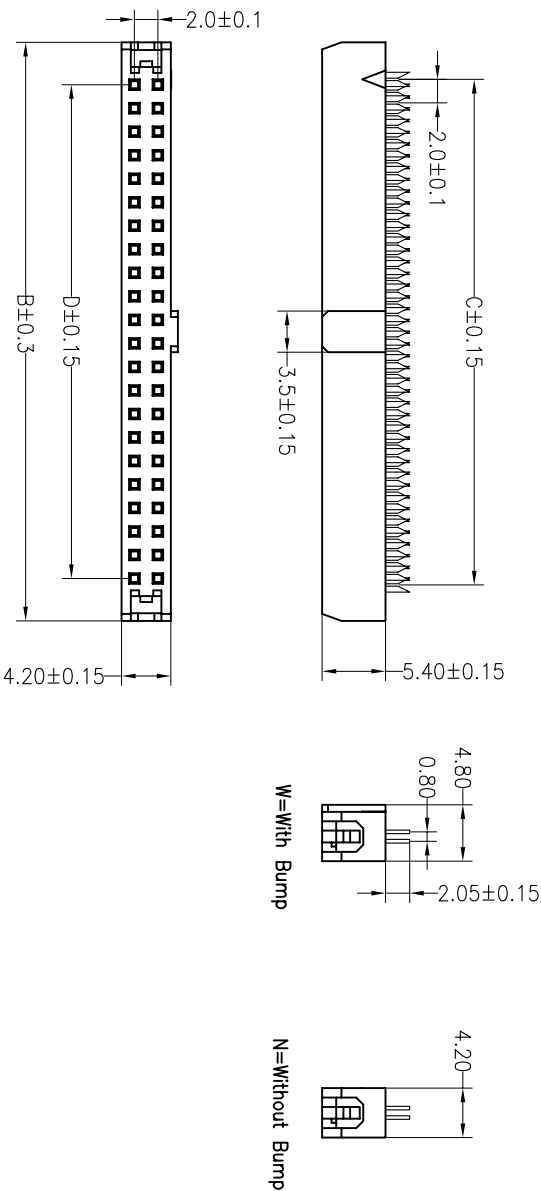
Pin	Dimension mm			
	A	B	C	D
06	11.00	11.20	5.00	4.00
08	13.00	13.20	7.00	6.00
10	15.00	15.20	9.00	8.00
12	17.00	17.20	11.00	10.00
14	19.00	19.20	13.00	12.00
16	21.00	21.20	15.00	14.00
18	23.00	23.20	17.00	16.00
20	25.00	25.20	19.00	18.00
24	29.00	29.20	23.00	22.00
26	31.00	31.20	25.00	24.00
30	35.00	35.20	29.00	28.00
34	39.00	39.20	33.00	32.00
40	45.00	45.20	39.00	38.00
44	49.00	49.20	43.00	42.00
50	55.00	55.20	49.00	48.00
60	65.00	65.20	59.00	58.00
64	69.00	69.20	63.00	62.00
68	73.00	73.20	67.00	66.00
80	85.00	85.20	79.00	78.00

Contact Material: Brass
 Contact Plating: Au or Sn Over Ni
 Insulator Material: Polyester (UL94V-0)
 Standard: PBT
 Max. Processing Temp: 180°C for 30-60 seconds
 (200°C for 10 seconds)

Ordering Information

5323 **XX** S B **XX** B X **01**

No. of Pins: 06~80P
 Contact Plating:
 N0: Gold Flash/Ni
 N1: 3U" Gold/Ni
 N2: 5U" Gold/Ni
 N3: 10U" Gold/Ni
 N4: 20U" Gold/Ni
 N5: 30U" Gold/Ni
 Ni: Ni
 Option Type:
 W=With Bump
 N=Without Bump



W=With Bump

N=Without Bump

JIN 深圳市锦凌电子有限公司
 SHENZHEN JINLING ELECTRONIC CO.,LTD
 Tel: 86-755-2997-5806/5802 Fax: 86-755-2997-5992

OPERATION		DRAW		YTYuSheng	
X.X	±0.30			16.12.27	
X.XX	±0.20	CHECK			
X.XXX	±0.10				

SCALE		FIT	
UNIT	mm	SIZE	A4
ANGLE	±3°	SHEET	1/1
DIM	TOL	PROJ.	

PART NO.	
5323XXSBXXBX01	
TITLE:	
2.00 FC(DC) Socket NPin	

REV	DATE	MODIFICATION DESCRIPTION	CHANGE
A	2016.12.27	中盖铆打厚度由0.3改为0.38	
B	2016.01.16	NEW DRAWING	
1			